



**CloudLibrary** is a free service from the Innisfil ideaLAB & Library that gives you access to tens of thousands of eBooks and eAudiobooks. You can download the new app on your tablet or smartphone, but you can also connect your eReader to your Desktop or laptop and transfer books to your eReader!



### Getting Started

#### Download Adobe Editions

**CloudLibrary** is compatible with most epub-compatible eReaders, including Kobo and NOOK, but is not currently compatible with Kindle Paperwhites or Kindle Apps.

1. Go to <https://www.yourcloudlibrary.com/>.
2. Under the **get the app** dropdown menu, go to **web patron/eReader**.
3. Click **Get Adobe Digital Editions** and click the appropriate link for your device, depending on if it is Windows or Mac.

Download Digital Edition [4.5.11 Macintosh \(22MB\)](#)

Download Digital Edition [4.5.11 Windows \(8.24MB\)](#)

4. Follow the prompts to proceed with the download process.

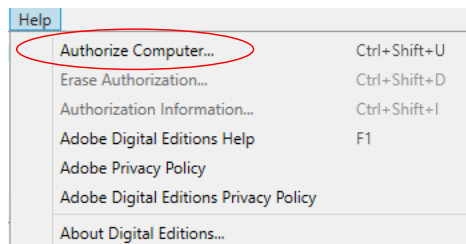
#### Sign In & Activate Adobe ID

1. Once completed, the **Adobe Digital Editions** icon will appear on your desktop or laptop.
2. Double click on the icon to open the program.
3. You will be asked to create an **Adobe ID**. Make sure to use the same email address and password you use for your eReader.
4. Fill out your information and follow the instructions.




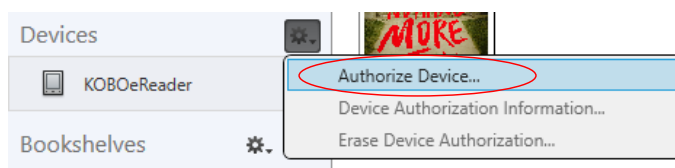
#### Authorize Computer:

Click **Help** from the top menu, then **Authorize Computer**. It will prompt you to enter your Adobe ID and password.



#### Authorize Device:

1. While **Adobe Digital Editions** is open, connect your eReader to your computer using a USB cable.
2. Once connected, tap **Connect** on your eReader.
3. Under **Devices**, click on the symbol  beside the **eReader**. When the dropdown menu pops open, click **Authorize Device**.



**Commented [1]:** Is it just Kobo, or Kindle too? Can we add which eReaders are compatible?

**Commented [1R2]:** I mentioned it at the top. Not compatible with Kindles but it is with Kobos.

**Commented [1R3]:** didn't read it 😊

## Browsing and Searching for Books

Browse by category like **Staff Picks**, **Romance**, or **New Fiction eBooks**. You can also search for the title or author you want to read in the search bar at the top. You can filter your results as well by using the **Filters** dropdown tab at the top. Click the desired filters and when they turn blue, that means they have been chosen. To activate them, exit the **Filter** dropdown.

### Borrowing and downloading your books

Click on the book you wish to borrow. If it is available, it will say **Borrow**. If it is not available, it will say **Place Hold**.

### Managing and returning your books

Under **My Books**, and under the **Reading** tab, you can view what you currently have checked out. In the **Holds** tab, you can view what you have on hold. In the **History** tab, you can view what you have read in the past.

## Transferring eBooks to Your eReader

1. To borrow books, go to <https://ebook.yourcloudlibrary.com/library/innisfil.bibliocommons/Featured> and click **Login** at the top right of the page.
2. Enter your Library Card number and click **Accept**.
3. Browse or search for a book you want to read.
4. Click the cover of the title.
5. A screen will pop up - click **Borrow**, then **Download for Offline Reading**.



### Again, Rachel

By: Keyes, Marian  
ISBN: 9780385675383

Published By: Doubleday Canada

2022-04-04

 EPUB 

[View book URL](#)

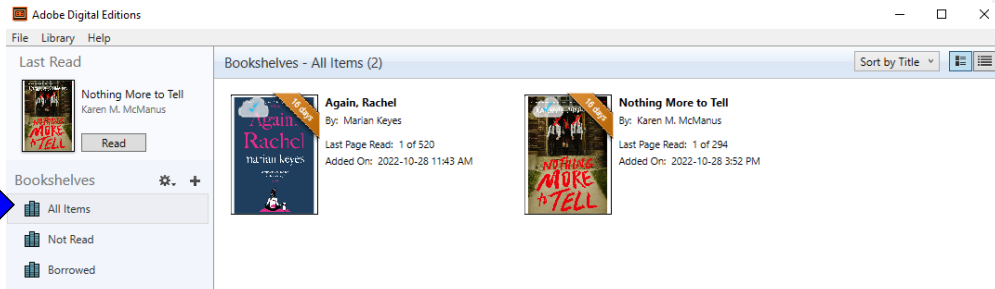
**Read**

**Return**

Expires in 21 days  
[Download for offline reading](#)



6. The book will download to your computer.
7. Click and drag your downloaded book into the **Adobe Digital Editions** program.



8. To display the book, under the **Bookshelf** list on the left side of the screen, click **All Items**.
9. Click and drag the book to the **eReader Bookshelf**, which will be listed on the left column under **Devices**. The book is now on your eReader.
10. Safely eject your eReader before disconnecting the USB cable.
11. To find the book and start reading on your eReader, click the three lines icon in the top left, then **My Books**. Tap the title and start reading.

You can now enjoy your ebook on your eReader!

**Note:** While **Chromebook** does not connect with **eReaders** you can download the cloudLibrary app from the **Play Store** just like you would on a tablet or smartphone and read directly from your **Chromebook**.

For more help, go to the **About** tab at the top of <https://www.yourcloudlibrary.com>.

*more* inside