



**Comics Plus** gives you unlimited access to thousands of digital comics, graphic novels, and manga. Everything is on-demand, so you can start reading your favourite comic right away!

## Getting Started

Go to [innisfilidealab.ca](http://innisfilidealab.ca), click the **Digital Library** tab and click on the **Comics Plus** logo in order to log in. The page will prompt you to enter your library/school. Enter 'Innisfil ideaLAB & Library.' It will pop up as you start typing. Log in with your Innisfil Library card number and password you use to access your Bibliocommons account online. If you don't remember your password, contact the Library and we will reset it for you.

Login to your Library/School


Search for library/school:

Log In


[Forgot your password?](#)

## Searching & Browsing

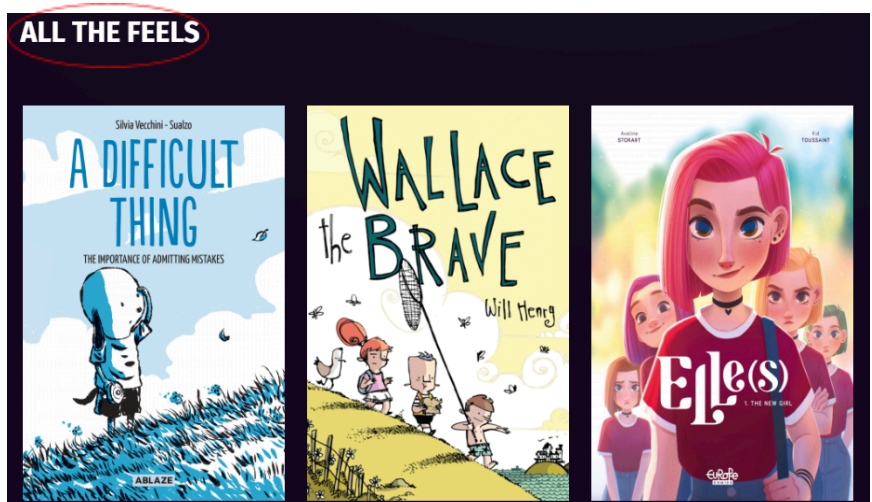
To search for a comic, type the title into the search box.




Or click one of the tabs at the top of your screen to browse comics sorted by **Featured**, **Popular**, **Just Added**, **Categories**, and **Publishers**.



Scroll down to discover more categories to browse by, such as **All The Feels**, **Ocean Adventures**, and **Spooky Reads**. You can also read comics in Spanish, under the **Libros De Historietas** section.




When you find a comic you want to read, hover the mouse over the cover and click the

Play  icon to read now.





If you would like to save the

comic, click the  icon to add the title to your shelf. You can share it with another person by clicking the **Share**


 icon.


The comic eReader will open up in your web

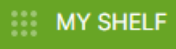
browser. To turn the page, click the arrows  on the right of the screen. To go back a page, click

the arrow on the left .

To open the eReader control, click anywhere on the screen. To zoom in or out, click the magnifying

glasses .

To exit the eReader, click the 'x'  in the top right corner. To see the comics you have been reading, click the **My Shelf**

 **MY SHELF** tab in the top right.



To learn more about **Comics Plus**, go to their **Resource Center** at [support.librarypass.com/portal/en/kb/readersupport](https://support.librarypass.com/portal/en/kb/readersupport).

more inside

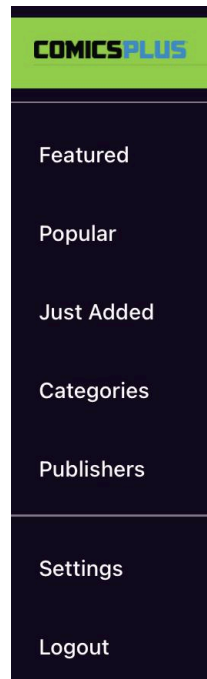
# Using Comics Plus for Mobile Devices



Comics Plus  
Comics + Library  
★★★★☆ 2


## Getting Started

Download the **Comics Plus** app from your app store. Open the app and tap **Get Started**. Start typing 'Innisfil ideaLAB & Library' into the search bar and tap our library's name when it pops up. Enter your library card number and the password you use to access your Bibliocommons account online. If you don't remember your password, contact the Library and we will reset it for you.




## Searching & Browsing

Check out the **Featured** and **Popular** comics by tapping those icons at the bottom left. You can browse through other categories by tapping the

menu icon  at the top left of your screen.

Select **Featured**, **Popular**, **Just Added**, **Categories**, or **Publishers**. →

To search, tap the magnifying glass  at the top right and enter the name or author of the comic.

You can sort your search results by tapping **Filter** at the top right of your screen. You can filter under **Best**: alphabetically by **Title**, **Most Popular**, or **Release Date** or under **Filter**: by **Age**, **Categories**, **Languages** and **Publishers**.

### Sort By

Best ↓

### View: 25

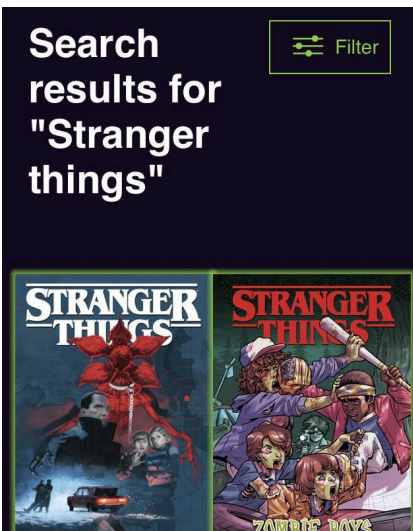
25 ↓

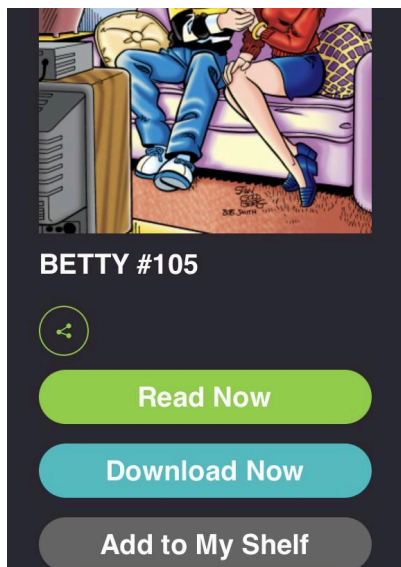
### Filter

Age  
Any ↓

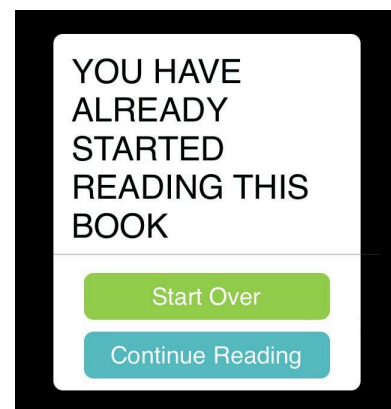
Categories  
Any ↓

Languages  
Any ↓





Once you have found a comic you want to read, tap the cover. You can read it immediately by tapping **Read Now**, download it for offline reading by tapping **Download Now**, or save for later by tapping **Add to My Shelf**.



To see all of the comics you have added to your shelf, tap **My Shelf** at the bottom of your screen. My Shelf is divided into groupings. At the top of your screen, you can tap **Downloaded**, **Not Started**, **In Progress** and **Finished**. When you have returned to a comic you have started reading, a window will come up asking if you would like to **Start Over** or **Continue Reading**. Once it is in your Shelf, tap **Read Now**.

If you are in the **Read Now** mode, you can tap the arrows on the left or right to flip the page. Tap the center of the screen to get the reading controls to pop up. Skip to a specific page by scrolling across the bottom and tapping on the page you would like to flip to.



If you are in the **Read Now** mode, swipe from right to left to flip the page. To go back a page, swipe from left to right. Tap **Close** when you are finished reading. To return a graphic novel, tap **Remove from Shelf**.

**Comics Plus** can be accessed on the **cloudLibrary** app by scrolling down on the home screen and tapping **Comics**.

To learn more about **Comics Plus**, go to their **Resource Center** at [support.librarypass.com/portal/en/kb/readersupport](https://support.librarypass.com/portal/en/kb/readersupport).