

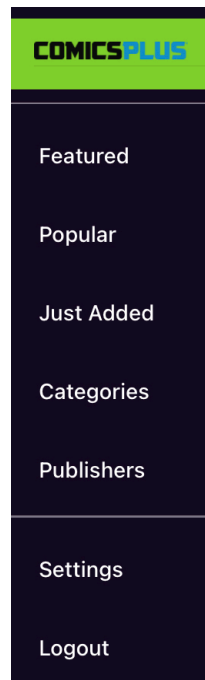
Using Comics Plus For Mobile Devices



Comics Plus
Comics + Library
★★★★☆ 2


Getting Started

Download the **Comics Plus** app from your app store. Open the app and tap **Get Started**. Start typing 'Innisfil ideaLAB & Library' into the search bar and tap our library's name when it pops up. Enter your library card number and the password you use to access your Bibliocommons account online. If you don't remember your password, contact the Library and we will reset it for you.




Searching & Browsing

Check out the **Featured** and **Popular** comics by tapping those icons at the bottom left. You can browse through other categories by tapping the

menu icon  at the top left of your screen.

Select **Featured**, **Popular**, **Just Added**, **Categories**, or **Publishers**. →

To search, tap the magnifying glass  at the top right and enter the name or author of the comic.

You can sort your search results by tapping **Filter** at the top right of your screen. You can filter under **Best**: alphabetically by **Title**, **Most Popular**, or **Release Date** or under **Filter**: **Age**, **Categories**, **Languages** and **Publishers**.

Sort By

Best ↓

View: 25

25 ↓

Filter

Age

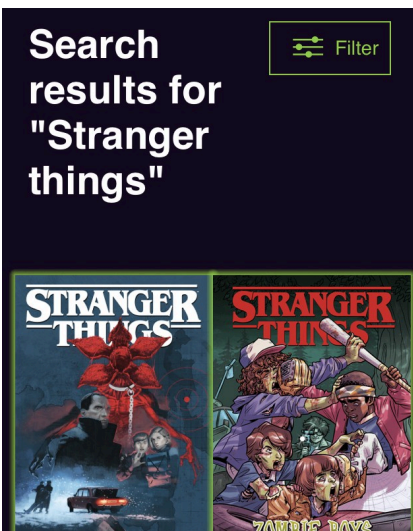
Any ↓

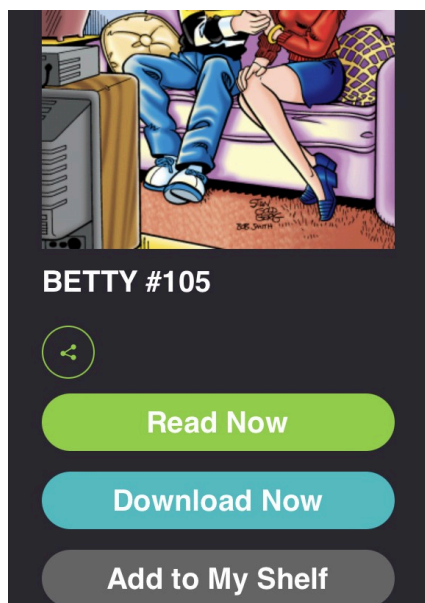
Categories

Any ↓

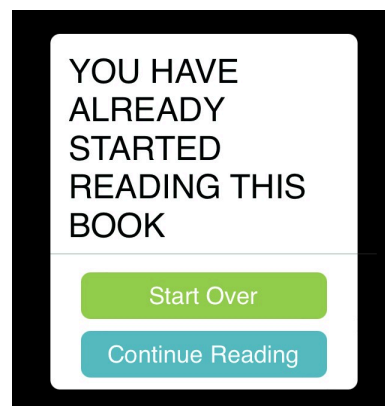
Languages

Any ↓





Once you have found a comic you want to read, tap the cover. You can decide you want to read it immediately by tapping **Read Now**, download it for offline reading by tapping **Download Now** or save for later by tapping **Add to My Shelf**.



To see all of the comics you have added to your shelf, tap **My Shelf** at the bottom of your screen. My Shelf is divided into groupings. At the top of your screen, you can tap **Downloaded**, **Not Started**, **In Progress** and **Finished**. When you have returned to a comic you have started reading, a window will come up asking if you would like to **Start Over** or **Continue Reading**. Once it is in your Shelf, tap **Read Now**.

If you are in the **Read Now** mode, you can tap the arrows on the left or right to flip the page. Tap the center of the screen to get the reading controls to pop up. Skip to a specific page by scrolling across the bottom and tapping on the page you would like to flip to.



If you are in the **Read Now** mode, swipe from right to left to flip the page. To go back a page, swipe from left to right. Tap **Close** when you are finished reading. To return a graphic novel, tap **Remove from Shelf**.

Comics Plus can be accessed on the **cloudLibrary** app by scrolling down on the home screen and tapping **Comics**.

To learn more about **Comics Plus**, go to their **Resource Center** at support.librarypass.com/portal/en/kb/readersupport.