




Using Comics Plus For Mobile Devices

Getting Started

Download the LibraryPass app from your app store. Open the app and tap **Get Started**. Start typing 'Innisfil ideaLAB & Library' into the search bar and tap the words when they pop up. Enter your library card number and password you use to access your account online. If you don't remember your password, contact the Library and we will reset it for you.



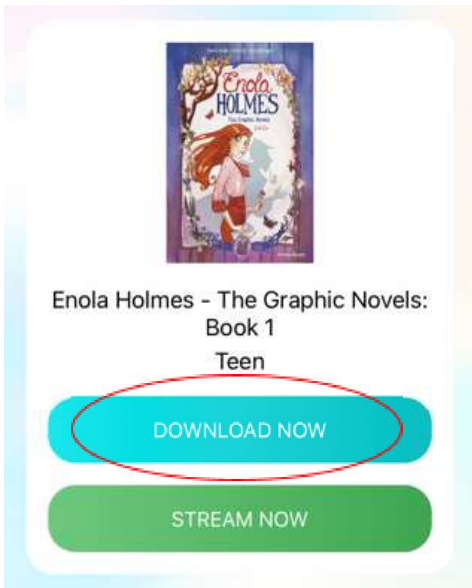
- Featured
- Popular
- Just Added
- Category
- Publishers
- Help & Feedback

Searching & Browsing

Check out the **Featured** and **Popular** comics by tapping those icons at the bottom left. You can browse through other categories by tapping the menu icon at the top left of your screen. Select **Featured**, **Popular**, **Just Added**, **Category**, or **Publishers**.

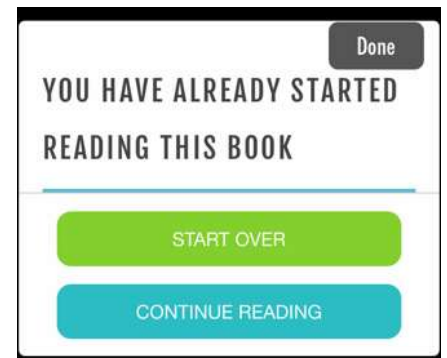
To search, tap the magnifying glass at the top right and enter the name or author of the comic. You can sort your search results alphabetically by **Title**, **Most Popular**, or **Digital Release Date**. You can also filter by **Type**: **Collection**, **Graphic Novel**, or **Omnibus**.





Once you have found a comic you want to read, tap the cover. To add the book to your shelf choose **Download Now** or to start reading now, choose **Stream Now**.

To see all of the comics you have downloaded, tap **My Shelf** at the bottom of your screen. When you have returned to a comic you have started reading, a window will come up asking if you would like to **Start Over** or **Continue Reading**. Once it is in your Shelf, tap **Read Now**.



If you are in the **Stream Now** mode, you can tap the arrows on the left or right to flip the page. Tap the center of the screen to get the reading controls to pop up. Skip to a specific page by scrolling across the bottom and tapping on the page you would like to flip to.

If you are in the **Read Now** mode, swipe from right to left to flip the page. To go back a page, swipe from left to right. To share the comic, tap the top of the screen. Tap **Share** when it pops up. Tap **Done** when you are finished reading.

To learn more about Comics Plus, go to their Resource Center at <https://support.librarypass.com/portal/en/kb/readersupport>.

