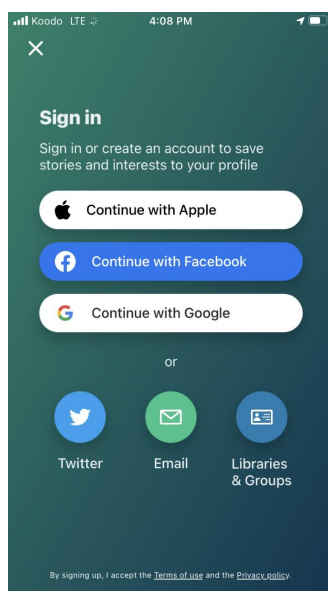


Access to PressReader is available by using your Innisfil ideaLab & Library card! It is a service that allows patrons to browse thousands of magazines and newspapers from around the world and in different languages, all in one place.

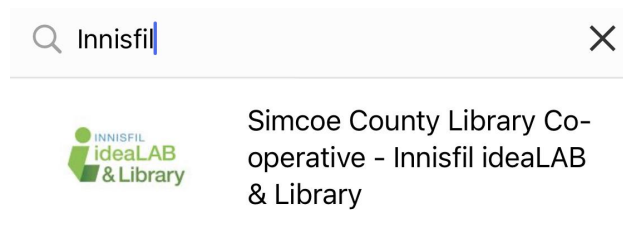


## Getting Started

Download the latest [PressReader app](#) for your device, using your device's app store. The PressReader Hot Spot window pops up. Click the 'x' to close it.




Once downloaded and installed, open the app and begin the sign in process by tapping the **Sign in** icon, then select **Libraries and Groups** at the bottom on the window that appears. Follow the prompts to search for the Innisfil ideaLAB & Library, to link PressReader to your library account. You will need to create a new user account within PressReader with your Library Card and PIN.




## Using the app

Once signed in, you can browse the app and find a publication to read! In the **Browse** tab, you can navigate and find a magazine that suits your interests. To begin reading, tap a publication, then tap **Read**.




If you wish to download the magazine to read later, click on the title and


tap the **download** icon . To view downloaded publications, tap the **Downloaded** icon on the app's main page: this is where all of your downloaded publications will live! This is beneficial when you want to read on the go without using your device's data or WiFi.





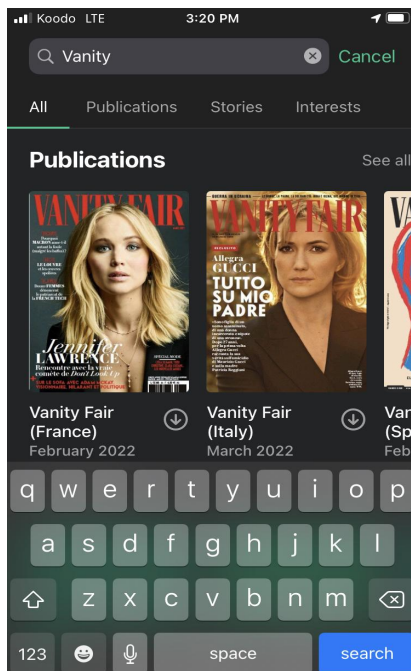
Under the **For You** at the bottom left, PressReader will determine which periodicals you might be interested in reading next, based on your browsing history.

## Reading Controls

When reading a magazine, swipe from right to left of the screen to flip pages, and use two fingers to pinch and zoom the page's content. Tapping the screen will show a number of different controls. The **heart icon**  will favourite a publication, the **headphones icon**  will read the current page aloud, and the **article icon**  will display a version of the publication more suitable for reading on small screens.

To add a bookmark to a periodical, tap the **three dots** , then tap **Add Bookmark** and **Save**. You'll find your bookmarks saved under the **Bookmarks** tab on the app's main screen. Tap the page you've bookmarked and continue reading.

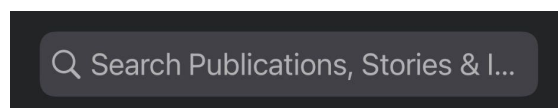
While reading a publication, the center of the topbar will show the title of the periodical. On the left there is the **Back** button , which will take you back to PressReader's home screen. On the right there is the **Table of Contents** icon , which will list the contents of the magazine, when clicked.



## Searching and Filtering

On the app's main page, below the search bar, you can tap into different categories which will allow you to browse by country, language, magazine, newspaper, or show only Canadian content.

As you scroll through, if you're not seeing what you want to read, search for it by tapping the search bar, and entering some text.



Based on your search, PressReader will populate results categorized by publications, stories, and interests.

For more information on the ins and outs of PressReader, please visit their [Help Center](#) or contact [Innisfil ideaLab & Library](#).