



PressReader is a service of the Innisfil ideaLab & Library that allows patrons to browse thousands of magazines and newspapers from around the world and in different languages all in one place.

Getting Started

Go to innisfilidealab.ca. Click on the **Digital Library** drop-down menu and click **Online Newspapers & Magazines: PressReader**.

Scroll down until you see pressreader.com. Click the link and a new tab will open. You can close the PressReader Hotspot window by clicking the 'x' on the upper left corner. Once that window has opened, click the **Sign Up** button in the upper right corner of the screen.

A window will pop up asking you to create a PressReader account. Enter your email address, password, and your name. Click 'Create my account.'

Once this sign up process is complete, you will use the 'Sign In' button every time you'd like to log in to PressReader. Enter your PressReader email address and password when you are prompted.

Searching and browsing for magazines and newspapers

Now that you are in, you can start reading your favourite magazines and newspapers all for free with your Innisfil Library card!

In the top left of your screen, you will see three tabs: **Catalog**, **For You**, and **More**.

Catalog will provide you with publications categorized into 'Recently Read,' Featured,' followed by all of the newspapers and magazines PressReader has. If you would like to see periodicals categorized more

Recently Read

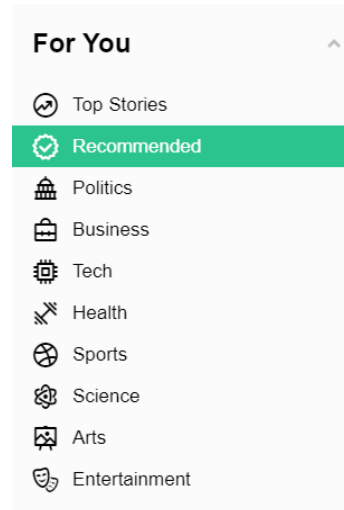


Featured

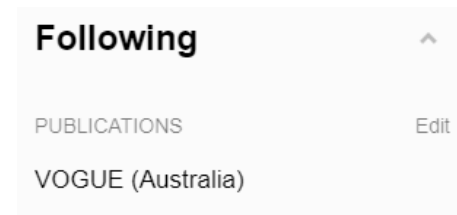


specifically, keep scrolling down, and you will see categories such as 'History & Science'

 , 'Fashion'  , and 'For Kids & Tweens'  .




For You will provide you with a number of categories such as 'Top Stories,' 'Recommended,' 'Politics,' etc. and when you click each one, a variety of periodicals will populate. If you keep scrolling, you will get to the 'Following' section which holds the publications and topics you're following. In order to follow something, you can click on the 'Edit' tab. Then you can select what you'd like to follow so that you can get content that is tailored to you.

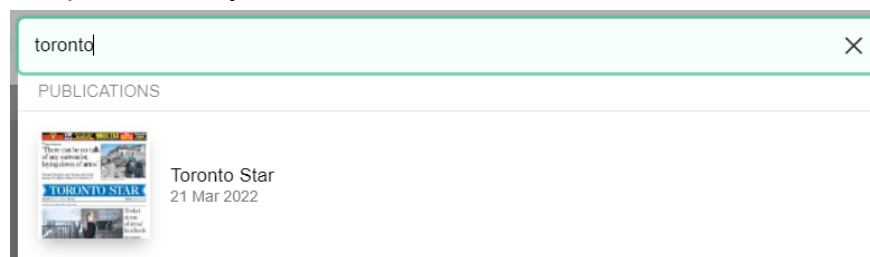


Below the 'Following' section, you will see a 'Saved Searches' section. You can click on 'My Topics' and this will bring you to a window of your most searched for topics. If you'd like to add a topic, you can click 'Create New Topic.' Follow the prompts when you are in the new window.

Under the **More** tab, is 'Hotspot Map,' which shows the libraries near you that have PressReader. 'Work With Us,' 'Blog,' and 'Help Center' will lead you to the PressReader website which will provide you with more information on the service.


Searching and Filtering

At the top right of your screen you'll see a magnifying glass  . That is where you can search for publications. As you type, the publication names will start appearing. Once you've found the publication you want, click to read.



Reading Controls


Once you have found something to read, click on the cover and then click **Read Now**. You can view the publication in **Page View** or **Text View**, which are both listed on the left side of the screen. 'Text View,' allows you to scroll through the text. Click

the green arrow  to continue with the article you are reading or if you would like to skip it, keep scrolling through.

Work wonders

With office life turned on its head, next-gen workwear emerges with a youthful, code-breaking spirit blurring the lines between on- and off-duty, and capturing the new mood of flexibility.


Fashion & Beauty · Fashion
STYLING HARRIET CRAWFORD
PHOTOGRAPHS DUNCAN KILICK

With office life turned on its head, next-gen workwear 



The **calendar icon**  tells you what date the publication came out, the **heart**

icon  adds it under 'My

Publications,' and the **listen icon**  gives you the text to voice function where you can listen.



Canadian Living

Canada | English



1 Apr 2022




Add to My Publications



Listen

Read now

Sorting

If you click the three vertical dots  at the top right of the screen, you can sort the magazines and newspapers 'By Alphabet,' 'Most Popular,' and 'Recent.' You can also translate the article into one of 21 different languages offered by clicking on 'Translate.'

For more information on the ins and outs of PressReader, please visit their [Help Center](#) or contact [Innisfil ideaLab & Library](#).

