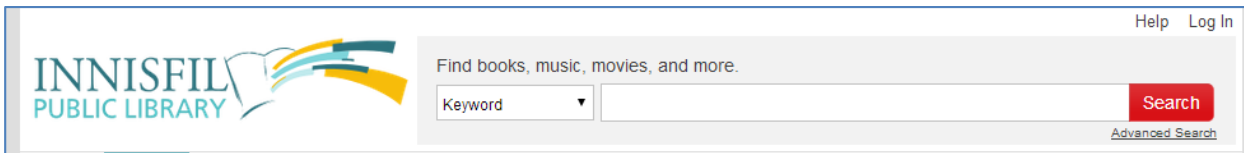


Use our library catalogue Bibliocommons to find what you want, track your borrowing, get personalized recommendations, and rate and review the titles you borrow!

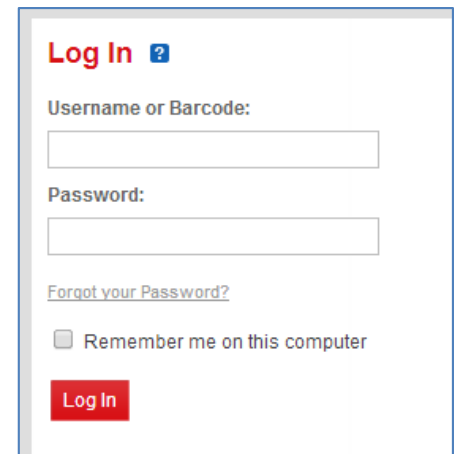
**Step 1:** Go to [innisfil.bibliocommons.com](http://innisfil.bibliocommons.com) and click on **Log In**



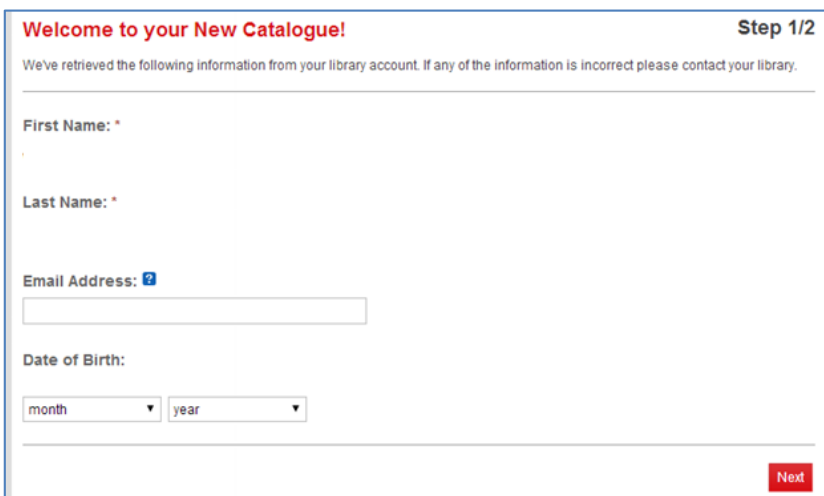
The screenshot shows the top navigation bar of the Innisfil Public Library website. On the left is the logo for Innisfil Public Library. To the right is a search bar with the text "Find books, music, movies, and more." Below this text is a "Keyword" dropdown menu and a search input field. A red "Search" button is located to the right of the input field. In the top right corner of the search bar area, there are links for "Help" and "Log In". At the bottom right of the search bar, there is a link for "Advanced Search".

**Step 2:** Enter your library card number and password/PIN – if you don't know your password or PIN call your nearest branch to set one up.

Churchill: 705-456-2671  
Cookstown: 705-458-1273  
Lakeshore: 705-431-7410  
Stroud: 705-436-1681



The screenshot shows the "Log In" form. At the top left is the text "Log In" with a question mark icon. Below this are two input fields: "Username or Barcode:" and "Password:". Below the password field is a link for "Forgot your Password?". At the bottom of the form is a checkbox labeled "Remember me on this computer" and a red "Log In" button.



The screenshot shows the "Welcome to your New Catalogue!" form. At the top left is the text "Welcome to your New Catalogue!" and at the top right is "Step 1/2". Below this is a message: "We've retrieved the following information from your library account. If any of the information is incorrect please contact your library." The form contains four input fields: "First Name: \*", "Last Name: \*", "Email Address: ?" (with a question mark icon), and "Date of Birth:" (with dropdown menus for "month" and "year"). At the bottom right of the form is a red "Next" button.

**Step 3:** Confirm your name and email address.

Note: you must use an active email address to reset your password! Date of Birth is mandatory.

**Step 4:** Create a username and click in the box to accept the Terms of Use.

Your **username** is unique to your account – you'll be able to use it to log in and see your lists, recommendations, and more.

**Almost there!** Step 2/2

Please fill in the required fields to complete the registration process.

Create a Username: \*

**BiblioCommons Terms of Use**

Last updated June 17, 2011

Innisfil Public Library has entered into an agreement with BiblioCommons to provide an online service that will make it easier to track your holds and renewals and find the titles you are looking for. In addition, you may also choose to use this service to share ratings and commentary about the titles you find at Innisfil Public Library, and to connect with other BiblioCommons users. When you use the pages in Innisfil Public Library's catalogue that say "Powered by BiblioCommons" in the lower left-hand corner of the screen, you are using what is referred to here as the "BiblioCommons Service" and these BiblioCommons Terms of Use apply. Your use of the BiblioCommons Service is subject to the BiblioCommons Terms of Use, and indicates that you accept these Terms of Use, which includes the BiblioCommons Privacy Statement; together they are the only documents that govern your relationship with BiblioCommons. You may not use the BiblioCommons Service if you do not accept the Terms of Use; please read them carefully.

**Is this the only policy governing my use of the library's services?**

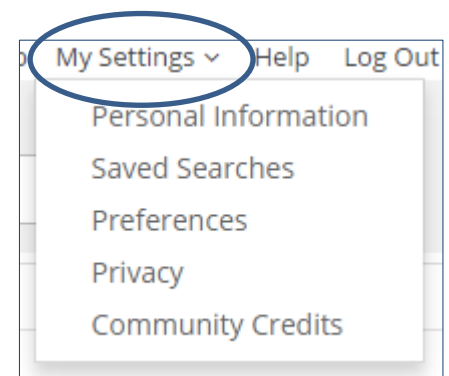
No. Bibliocommons Terms of Use

I accept the Terms of Use \*

**Step 5:** Choose your additional settings like preferred location. Click on **My Settings** to change your password and customize your account.

**Step 6:** Enjoy your new catalogue! Here are some things you can try:

- Explore the menu options
- Do a search – you can use format, language, tags, etc. to find what you want
- Create a shelf, add a book or movie and rate it
- Add the current book you are reading and mark it as “in progress”
- Add a tag to a favourite book or movie
- Make a list
- Follow someone
- Send a message



Need more information? Visit <http://help.bibliocommons.com/> for answers to your questions!